



Lifting Eye Super Point 8-251

Product information

Pivots to 230°, rotates through 360° due to its unique ball bearing design.

Certified by DGUV GS-OA-15-04.

Load rated parts are 100% magnaflux crack detected.

Individual forged parts and batch code links to Test Certificate sheet.

Bolt are Metric thread (ASME / ANSI B18.3.1M).

Proof tested to 2.5 times the WLL.

Fatigue rated to 1.5 times the WLL.

Easy to attach or dismantle due to the forged hexagon shaped body of the Super Point.

Capable of rotating under load.

With the new WLL tables you can find the right Super Point attachment for your application and by the red marking on both sides you can measure disposal stage of the Super Point.

Features: Built-in RFID/NFC chip

Material: Forged alloy steel, quenched and tempered.

Marking: According to standard, CE-marked

Temperature range: -40°C - +200°C

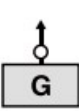
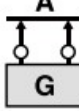

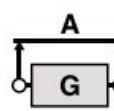
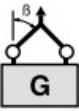

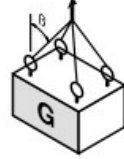
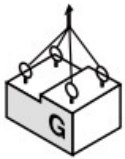
Standard: EN 1677-1

Warning: Do not turn continuously in 90 degree direction at full load.

Safety factor: 4:1

Part code	WLL ton	Thread mm	Torque Nm	Thread length mm	Pitch DIN13	A mm	B mm	C mm	D, mm	E mm	F mm	G, mm	H, mm	K mm	Mmm mm	Weight kg	Delivery time
4215825100401	0.3	M8	10-40	12	1.25	35	53	48	13	12	101	36.5	20.5	34	M8	0.3	10
4215825100701	0.5	M10	10-40	18	1.5	35	53	48	13	18	101	36.5	20.5	34	M10	0.4	3
4215825100702	0.7	M12	15-40	18	1.75	35	53	48	13	18	101	36.5	20.5	34	M12	0.4	3
4215825101401	1.4	M16	45-130	20	2	35	53	48	13	20	101	36.5	20.5	34	M16	0.44	3
4215825102501	2.5	M20	100-170	30	2.5	35	59	68	16	30	127	52	28	46	M20	1	3
4215825104001	4	M24	190-280	30	3	40	73	75	19	30	148	57	34.5	50	M24	1.5	10
4215825106701	6.7	M30	230-400	35	3.5	40	68	95	19	35	163	70	41	65	M30	2.4	10
4215825108002	8	M30	270-600	45	3.5	50	95	106	22	45	201	81	48	75	M30	3.7	10
4215825110001	10	M36	270-600	50	4	50	95	106	22	50	201	81	48	75	M36	3.8	10
4215825112502	12.5	M42	270-700	60	4.5	50	95	106	22	60	201	81	48	75	M42	4	3
4215825117005	18	M56	350-900	78	5.5	70	129	127	32	78	256	104	58	95	M56	8.1	10
4215825128001	28	M64	500-1000	96	6	80	131	174	36	96	305	129	78	115	M64	16.4	10

Lifting table

Kind of attachment											
Number of legs	1	2	1	2	2	2	2	3-4	3-4	3-4	
Load direction	0°	0°	90°	90°	0-45°	45°- 60°	unsymm.	0 - 45°	45°- 60°	unsymm.	
Item No.	WLL(t)										
8-251-004	M8	0.6	1.2	0.3	0.6	0.40	0.3	0.3	0.60	0.45	0.3
	M10	1.0	2.0	0.5	1.0	0.70	0.5	0.5	1.00	0.75	0.5

8-251-0 07	M12	1.4	2.8	0.7	1.4	1.00	0.7	0.7	1.40	1.00	0.7
	M14	2.0	4.0	1.0	2.0	1.40	1.0	1.0	2.12	1.50	1.0
8-251-014	M16	2.8	5.6	1.4	2.8	2.00	1.4	1.4	3.00	2.12	1.4
	M20	3.4	6.8	1.7	3.4	2.40	1.7	1.7	3.55	2.50	1.7
	M24	3.4	6.8	1.7	3.4	2.40	1.7	1.7	3.55	2.50	1.7
8-251-025	M20	5.0	10.0	2.5	5.0	3.55	2.5	2.5	5.30	3.75	2.5
8-251-040	M24	8.0	16.0	4.0	8.0	5.60	4.0	4.0	8.50	6.00	4.0
	M30	8.0	16.0	4.0	8.0	5.60	4.0	4.0	8.50	6.00	4.0
8-251-067	M30	12.0	24.0	6.7	13.4	9.50	6.7	6.7	14.00	10.00	6.7
8-251-080	M30	12.0	24.0	8.0	16.0	11.20	8.0	8.0	16.00	12.00	8.0
8-251-100	M36	15.0	30.0	10.0	20.0	14.00	10.0	10.0	21.20	15.00	10.0
8-251-125	M42	15.0	30.0	12.5	25.0	17.00	12.5	12.5	25.00	18.00	12.5
	M45	15.0	30.0	12.5	25.0	17.00	12.5	12.5	25.00	18.00	12.5
	M48	15.0	30.0	12.5	25.0	17.00	12.5	12.5	25.00	18.00	12.5
8-251-170	M42	20.0	40.0	13.0	26.0	18.00	13.0	13.0	27.00	19.00	13.0
	M45	25.0	50.0	17.0	34.0	23.50	17.0	17.0	35.00	25.00	17.0
	M48	25.0	50.0	17.0	34.0	23.50	17.0	17.0	35.00	25.00	17.0
	M52	25.0	50.0	17.0	34.0	23.50	17.0	17.0	35.00	25.00	17.0
	M56	25.0	50.0	18.0	36.0	25.00	18.0	18.0	37.50	26.50	18.0
8-251-200	M64	25.0	50.0	20.0	40.0	28.00	20.0	20.0	42.50	30.00	20.0
8-251-280	M64	32.5	65.0	28.0	56.0	39.00	28.0	28.0	58.00	42.00	28.0
	M72	32.5	65.0	28.0	56.0	39.00	28.0	28.0	58.00	42.00	28.0
	M80	32.5	65.0	28.0	56.0	39.00	28.0	28.0	58.00	42.00	28.0
8-251-350	M72	40.0	80.0	35.0	70.0	49.00	35.0	35.0	74.00	52.50	35.0
	M80	40.0	80.0	35.0	70.0	49.00	35.0	35.0	74.00	52.50	35.0
	M90	40.0	80.0	35.0	70.0	49.00	35.0	35.0	74.00	52.50	35.0
8-251-400	M72	50.0	100.0	40.0	80.0	56.00	40.0	40.0	84.00	60.00	40.0
	M80	50.0	100.0	40.0	80.0	56.00	40.0	40.0	84.00	60.00	40.0
	M90	50.0	100.0	40.0	80.0	56.00	40.0	40.0	84.00	60.00	40.0
	M100	50.0	100.0	40.0	80.0	56.00	40.0	40.0	84.00	60.00	40.0

Blueprint

